

ADVANTAGES

- Low Phase Noise
- Hermetically Sealed
- High Reliability
- Small Package
- High Stability

APPLICATIONS

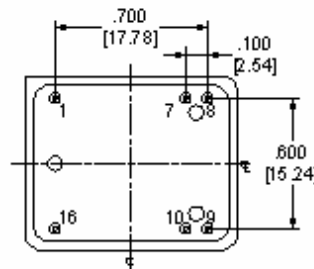
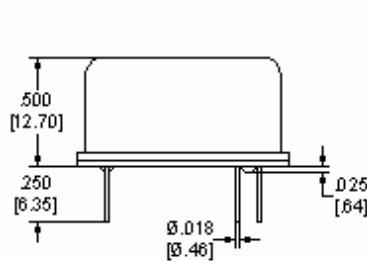
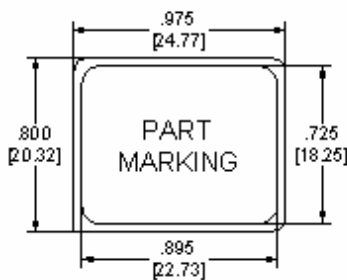
- GPS Receivers
- Test Instrumentation
- V-Sat Terminals
- Stratum 3 Telephony
- Cellular Base Stations



ELECTRICAL PERFORMANCE (Ta=25°C)

PARAMETER	Tolerance
Center Frequency	8.192MHz, 9.6 MHz, 10MHz, 12.8MHz, 13MHz, 16.38MHz, 27.48MHz, 38.88MHz, and 100MHz
Output Level A) Type B) Harmonics	HCMOS or Sinewave
Frequency Vs. Temperature	±0.020ppm to ±0.5ppm
Frequency Vs. Supply	±0.01 to ±0.05ppm for ±5% change in supply voltage
Frequency Vs. Load	±0.01 to ±0.05ppm for ±5% change in load impedance
Aging (Dependent on frequency)	1 st Year: ±50ppb to ±1ppm
Electrical Frequency Adjust	Sufficient to cover 20 years aging
Power Supply	3.3V, 5.0V, 12.0V, 15V ±10% 4.5 Watts Max. turn-on 1.5 Watts typical stabilized @ +25°C
Warm-Up	±0.01ppm to ±0.50ppm after 5 minutes of final frequency @ +25°C
Phase Noise (At 100Mhz operating Frequency)	100Hz offset: -125dBc/Hz 1000Hz offset: -140dBc/Hz 10KHz offset: -145dBc/Hz 100KHz offset: -150dBc/Hz
Operating Temperature Range	-40°C to +85°C

Parameter	Standard Observed
Mechanical Shock	MIL-STD-202 Method 213, Condition C
Vibration	MIL-STD-202 Method 201, 204, and 214
Hermeticity	MIL-STD-202, Method 112
Solderability	IPC/EIA-STD-002A



PIN CONNECTIONS

1. Elec Tunning In
7. Ref Voltage O/P
8. Oven Ground
9. RF RET, GND
10. RF Output
16. Supply Voltage

- NOTES**
- 1) To order, state part number, options and nominal frequency e.g. OCXO-1, 27.48MHz
 - 2) Please consult factory for other frequencies and performance requirements

Precision Devices INC. – 8840N. Greenview Drive, Middleton WI 53562, Tel- 1-800-274-XTAL, Fax- 1-608-831-3343,
 www.pdixtal.com Outside US Phone- 608-381-4445, E-mail- sales@pdixtal.com
 PD (HK) Ltd. – Tel- (852)-2367-3626, Fax- (852)-2646-3122, E-mail- sales@pdixtal.com.hk
 PD (UK) Ltd. – Tel- +44 (0)1223 834444, Fax- +44(0)1223 834589, E-mail- sales@pdixtal.co.uk